




Przedszkole nr 192  
Wesoły Pędzelek  
ul. Liczydło 3a, 03-183  
Warszawa tel./fax (22) 811 90 40  
[www.przedszkole192.warszawa.pl](http://www.przedszkole192.warszawa.pl)





## ABOUT US



### History facility

Our kindergarten is a facility with a 50-year tradition. Operating since 1956 Up to 1991. It was located at ul. Abacus 3. From September 1991. Seat kindergarten was moved a few meters away, adapted to the nursery building at ul. Abacus 3a. In 1993. Changed the legal status and the establishment of the nursery by the works Tarchomińskie Pharmaceutical Plant "Polfa", has become a communal institution, open to all children from the former municipalities Białoleka.

Prior to 2004 the kindergarten was named Municipal Kindergarten No. 2. It is now a city institution - the number 192, which was given the graceful name of "Merry Brush". As the name suggests laughter and good humor are with us every day.

They attend to our children aged 3-5 years. Most of them live on the estate Tarchomin.

Kindergarten is situated in a place away from the noise, bustle and exhaust, surrounded by greenery. It housed in a separate, large building, which is surrounded by a beautiful garden.



### Housing conditions

Housing conditions are very favorable. Large, bright and spacious rooms (4 of them with an area of about 100 m<sup>2</sup>) enable children to engage in various forms of activity. They are equipped with ergonomically designed, colorful, suitable for the growth of children's furniture, attractive toys, a variety of teaching aids and audio-visual media.

And distribution unit of each room allows you to organize your stay attractive children. There is among other studio theater, fully equipped with puppets, puppets, masks, costumes and various props theater. For fun and movement exercises, music activities and gym is a separate room, common to all branches.



Particularly noteworthy is a large, beautiful garden, which is located behind the kindergarten. Children meet in the natural need for movement, develop motor skills and enjoy themselves. It is very well equipped with hardware and device field. There are ladders, slides, swings, and - of course - sandboxes. Garden also gives you the opportunity to explore nature: here you can see the spring snowdrops, crocuses, flowering shrubs and willow pet the cats. Autumn oak trees provide acorns to play and learn. Then there's the evergreen grass!


Our kindergarten operates 12 hours a day, 10 months a year.

All employees strive to provide the most important people in the world as the best start. Children leaving our nursery are open, creative and spontaneous. They know themselves and their capabilities. They respect the individuality of others. They deal with difficult situations, are able to solve problems and are well prepared to undertake to school.





We cordially invite you to us!



## HYMN of KINDERGARTEN 192

Words: Hanna Szymczak-Krakowiak,  
Iwona Fabiszewska

1. If you would like us to cheer up the world,  
paint a house or a nice flower,  
a cat, a dog or a lion, or maybe two birds,  
unfold the cardboard and no longer:

Ref: Our cheerful brush take  
and smile for paints,  
two droplets of the rainbow catch,  
paint like me.

2. If you would like to have snow blush,  
and the wind of a cloud in the sky ball in play,  
head move, yet already you can take  
into their hands the color palette, and then ...

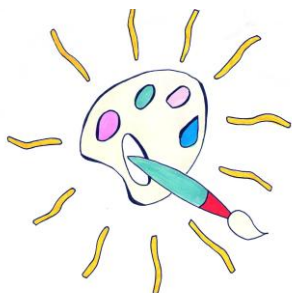
Ref: Our cheerful brush take  
and smile for paints,  
two droplets of the rainbow catch,  
paint like me.

## EDUCATIONAL OFFER

The motto of our work:

"Assist your child with love and good word.

Nagin not go and do not criticize.



And so it will go its own  
way - through creating. "

For many years the concept  
of Labour Nursery is  
shaping the wider creative  
activity of children. We  
create an atmosphere  
conducive to expression,

stimulating creativity and inventiveness in children. In  
our institution we prefer to individuality, freedom,  
spontaneity, unconventional methods of solving tasks.



We create conditions to reveal the possibilities of  
development of each pupil. We develop activity  
perceptual-innovative, not necessarily planned in  
advance.

We meet the needs  
and interests of our  
pupils and the  
expectations of their  
parents, because since  
2005. Children closer  
to the world of letters.  
Our preschoolers,  
from the youngest  
group, difficult to  
master reading skills.  
They learn by  
playing. Without fear  
and haste.



We pay special attention to children in order to create  
the appropriate conditions to express themselves -  
their experiences, experiences and needs in the work  
of art using a variety of techniques, eg. Flat and  
spacious, with the use of such means of artistic  
expression, such as  $\therefore$  oil pastels, pastels, crayons  
Water.

In our kindergarten we do not give your child ready  
content to remember. It is itself looking for ways to  
solve the problem posed in front of him. Thanks to  
this is satisfied, he begins more and more to believe in  
their own strength, isolated explores the world of  
emotions, thoughts and ideas, and above all, it is still  
curious, still looking.

The work of educational and didactic conduct based  
on the "basis of pre-school education program for  
kindergartens and pre-primary schools."

Content of the curriculum helps us to realize the  
program of preschool education Elizabeth Tokarska  
Jolanta and Kicking, ed. PWN, Warszawa 2014.

We extend him about the content of programs:

Children mathematics. The program for kindergartens,  
school classrooms and educational integration prof.





Edith Gruszczyk-Kolczyńska Ewa Zielinska (DKW-4013-5 / 01, ISBN 83-02-07338-5);

Method M. Bogdanovich good start.

Expanding educational offer of our kindergarten programs developed by our teachers that support the development of children and develop their talents:

"Literka in the land of fairy tales" - the inspiration for our activities comes from a fairy tale. It is through fairy tales child can understand themselves and others, to understand what is truth, beauty, goodness and respect. From this perspective, we pass on to children the value of education and teaching. From September 2005. Traveling the world of fairy tales accompany us letters;

"The adaptive kindergarten" - for new children and their parents. We recommend it m. In. information meeting in May and a series of classes adaptation (June - August) to allow for future kindergarten stress "exceeding the threshold kindergarten";

"The educational kindergarten" - Unification of the impact of preschool education and family towards the child;

"Meetings in Brush-Merry. The program of cooperation with the parents. "

"English in songs."

"Safe kindergarten".

"Travels with the Merry Brush".

In addition, some groups carry out their own programs:

"Four Seasons in the artistic creativity of preschool children";

"Little Explorers" based on games and experiments in the field of animate and inanimate nature;

"The program to develop musical talent of the child";

"Fairytale meetings";

"A child capable" - a program developing interests and talents preschoolers;

"Colourful Days" - a program of integration activities for all children from kindergarten.

"Fairytale meetings" - a program bajkoterapii.

"From fairy tale and fable in" the world of timeless'. "

"With music you";

This is what provides the program skillfully interpret and implement, showing personal attitude to development, opportunities and needs of children. Through the use of activating methods in developing children creativity and independence in thought and action. The teaching is based on children's natural

interest in the world. In working with children so we use methods:

Sport Pedagogy - Klanza

Sherborne Developmental Movement - physical play learning body awareness and the surrounding space, improving mobility, sharing space with other people and make them close contact with movement and touch.

Different methods Science Reading Irena Majchrzak, Education through movement by D. Dziamski,

Art therapy (esp. Music Therapy and choreo)

Good Start prof. Marty Bogdanovich

- preparation children to learn reading and writing,

Educational

Kinesiology Paul Dennison,

Glottodidactics

Bronislaw Roclawski, the methods of the

project - we teach children teamwork.


creative methods of physical activity: Orff, Laban, Kniessów,

active listening to music Batti Strauss,

techniques of creative thinking - activating methods, to stimulate active thinking and action.

Much space we devote to theater, which allows us to combine various fields: literature, art, music, dance and stage movement. We organize lots of kindergarten games and activities organized in all the halls - the corners of the theater. It is here that children's imagination works wonders. Our children often prepare short productions to colleagues from other groups. They acquire a experience, confidence, courage, openness, practice acting skills and experiencing the joy of creating a joint venture - the joy of action in the team.

At least once a month we invite actors, puppet theaters, to children - in addition to the fun - have the opportunity to learn the professional way of staging a fairy tale.





In addition, once a month, children listen to concerts in December participate in the fun with Santa Claus, and during the carnival play on the ball.

We realize innovation projects and programs Warsaw, national and international example:

"Municipal program to promote environmental education of the city of Warsaw";

"All of Poland Reads to Kids" (from 2006. Belong to the Club readers Kindergartens, as close to us are the ideas of the Foundation ABCXXI in. We invite parents for an afternoon of reading to children, so we encourage you to read and contribute to the strengthening of the natural emotional ties between family members);

"We share a story" - a project within the framework of E-twinning;

"Kindergarten without toys" - pedagogical innovation through which we develop in the children creativity and independence in thought and action.

Every year we develop applications under the Warsaw Education Initiatives mobilize additional financial resources (EU funds) for the implementation of the kindergarten valuable projects.

### **We work with different actors m.in.:**

Public Library - Rental 46 Street. Kowalczyk 3;

League of Conservation - zooming ecological content;

Foundation "Our Earth";

Białoleckim Centre Kultury- issue performances of music and dance, take part in music competitions;

Białoleckim Sports Centre - participate in tournaments and sports competitions;

The Centre for Social Welfare in Białoleka - co-organize the charity;

nursery - organizing and participating in competitions międzyprzedszkolnych -literackich, vocal and dance, ecological and photographic etc.;

nearby primary school - we examine the fate of our graduates, we introduce children 5 years in the school environment through direct contacts;

a nearby gymnasium - visits middle school and playing with children through volunteering; Higher -realizacja schools in kindergarten teaching practice;

take part in district and national open-air art, art competitions, theater and vocal, for example. we performed on the professional stage in "Piwnica pod Harenda".

In kindergarten children enjoy free extra-curricular activities run by qualified teachers. Belong to them:

Physiotherapy - 2 times a week

English classes - 2 times a week

logo rhythms - 1 times per week / older children /

bajkoteria - 1 times per week / older

children

creative activities - 1 times per week / older children /

We rely on close cooperation with their parents. Good cooperation with parents prerequisite for the success of the educational preschool. We organize:

general meetings 1-2 times a year;

Group meeting - 2-3 once a year;

individual contacts - according to needs;

open days - 1 once a month;

sessions open to parents - min. 1 once a year;

integration meetings (family celebrations, celebrations, events) - 1 once a month;

solemn "Fit for kindergarten";

picnics in the open air, to which we invite the whole family;

St. Andrew,

crib Group;

Grandparents Day, Mother's Day and Father - in the form of playground integration;

ceremonial end of the year in each group;

"Open Door" - recruitment to nursery - nursery visit, conversations;

adaptive classes (June, August);

corner for parents in the locker room;

information boards in each locker room;

gallery;

borrowing books from the library of pre - raising pedagogical knowledge of parents.







we insightful observations of the development of children and to inform parents of the progress of the child. Twice a year we acquaint parents in writing with the achievements of children and pass on tips to individual work at home.

Our teachers regularly organize events and celebrations for all children from kindergarten to the gym: fun sports combined with competitions - 3 times a year;

Coloured Days - 4 times a year;

ceremonial welcome of the seasons - 4 times a year;

Independence Day Teddy Bear;

Valentine's Day;

Children's Day on sports;

meetings of learning about the tradition of Christmas and Easter.

Additionally:

We are publishing our newspaper kindergarten "Happy moments with a brush." Once a quarter familiarize parents with what happened in kindergarten and encourage them to value leisure time together with your child,

organize bus trips recreational and educational for children m. in. theaters, museums,

We organize charity events for example. "Show heart", take part in actions "twisted action", "Top penny", "collection of waste paper", "Battery Collection" Collection chestnut "etc.

We have a very good housing conditions. Four rooms (out of five) have an area of about 90 m<sup>2</sup>. They are big, bright and airy. They are equipped with colorful, customized to the growth of children's furniture, attractive toys, a variety of teaching aids and audio-visual media. As a result, children have plenty of space to take a variety of forms of activity. Each branch has its own bathroom, dining room and cloakroom. The nursery is also a gym for games,

physical exercises and activities umuzykalniających, exercise equipment sensory integration.



Behind the building the kindergarten has a beautiful garden (with an area of 2800

m<sup>2</sup>), which is equipped with new equipment and

facilities Field (ladders, slides, swings and sandboxes). There is also plenty of space to walk. Children meet in the natural need for movement, develop motor skills and cognitive abilities. Peeps spring snowdrops, crocuses, blooming shrubs. In the autumn they collect acorns, which they then use to play and learn.

We provide psychological security, a climate of mutual respect and trust, empathic understanding, humanities, social interactions. Pupils who need help are always supported by the teachers and staff specialists. We employ speech therapist, working closely with a psychologist with the Psychological and Pedagogical. The kindergarten is a speech therapist and a psychologist's office.

Systematically we investigate and analyze the expectations of community nursery and the local environment. Parents treated as valuable partners, and their comments and suggestions do not leave unanswered.

We diagnose the achievement of teaching and education of children and pass their findings to parents. We make evaluation of the actions undertaken.

In January 2012. Inspectors from the Mazovia Education in Warsaw conducted in our kindergarten evaluation problematic in the area: The effects of all three requirements (children acquire the knowledge and skills children are active, are respected social norms) inspectors from the Mazovia Education in Warsaw assessed the best the result of which could be obtained, or a note - a very high level of performance requirements.

In 2002, the teachers' council has chosen our





preschool graceful name of "Merry Brush". As the name suggests laughter and good humor are with us every day.

## BRUSH NEWS



**eTwinning** - European cooperation schools eTwinning is linking and twinning of schools, kindergartens in Europe through electronic media and the promotion of teacher training. This is an educational program of the European Union, which promotes the use of information and communication technologies (ICT) in schools, kindergartens Europe. Pupils and teachers use the Internet in cooperation with other countries. They interact, exchange information and learning materials. eTwinning broadens the scope of educational opportunities offered to teachers and students, motivates to learn and open to Europe.

Projects implemented in our kindergarten in previous years: „Share the magic of Christmas " The project children prepared Christmas cards, Christmas decorations and a multimedia presentation.

The project concerned the tradition of Christmas celebrated in Europe .Była an opportunity to know the traditions of Christmas, among others, Italy, France, Germany, Romania, Greece, Spain, Portugal, Bulgaria, England, Hungary, the Czech Republic. We met festive meals, ways of decorating Christmas trees, songs, music, dances, decorations, etc. cities. The prepared personally emailed greetings cards.



## “RECYCLED INVENTIONS”



This was a project for preschool and / or primary schools. Encouraged to promote the concept of recycling. The main goal was to inspire children's creativity and action. Children items and toys created using materials that can be recycled and presented them to his friends from different countries.

### From the kindergarten

#### Kindergarten without toys' in Kindergarten No. 192 in Warsaw

In the month of January 2018. Children from the group of V, IV, VI took part in the implementation of educational innovation „ Kindergarten without toys"

The aim of the program is to prevent addiction in children by promoting the strengths of the psyche of the child of preschool age. Aspects such feature creativity, self-esteem, the ability and the ability to work, communication and assertiveness. The aim of the project is the prevention of addiction in children and strengthening children's psyche. Children who have the ability to communicate with the environment are assertive and creative show less dependence on objects, including toys. Pedagogical innovation „ Kindergarten without toys " aims to:

- show children ways to combat boredom, when you do not have at their disposal ready-made toys
- show force children fantasy





-show resource of unique things that a child can make yourself

- influence the development of creativity, imagination, fantasy, organizational skills and social

- influence desire to create, using everything that the child finds around him

-Prevents addiction

-Protects child from the effects of which are not advertising

During the implementation of the innovation children use items such as:

-paper box

-kapsle

-wstażki

-fabrics

- bottles made of plastic

-material natural



© Can Stock Photo - csp15309861

Children willingly participated in the implementation of innovation. Have done a lot of interesting work (a doll house, a car, a rocket, a pirate ship, store, dolls, airplanes, puppets, toy animals out of plastic cups and many others).

The activities carried out within the project „Kindergarten without toys " contributed to

expand the field of action in the experience. We have created a situation different from those

the daily residence of the child in kindergarten. As results from the evaluation of teachers and

parents innovations are needed. Alternative forms of fun not to be discouraged, and encourage

children to take self-experimentation. Joint actions affect

the development of creativity and independence of our preschoolers. Activities planned

appropriate conditions also contribute to the study and understanding of the



children the importance of science and technology in each of our lives.

Children will remember and take advantage of what we have experienced as a result of their action. Therefore, let us try to create as much as possible situation for creative action.

Implementation of innovation began in the month of February, but preparations had started since September. At the first meeting with the parents in the month of September parents they were acquainted with the program of innovation. It gave parents the opportunity to analyze its content and thoughts of how innovation can be realized. At the beginning of the school year, parents were asked to sign a consent for the participation of children in the implementation of educational innovation „ Kindergarten without toys " and the collection of materials that can be used by children to create their own toys. In the month of January we were organized a meeting with the parents devoted to innovation. At this meeting, parents were acquainted with the presentation of multimedia presentation realizations of the idea in previous years. It was also an opportunity for parents to ask questions about the innovation. During a meeting with Santa Claus in the month of December the children received a mysterious letter. It was an invitation to preschool toys, which have been invited to visit the factory of Santa Claus. In the week preceding the implementation of innovation all the toys out of the hall were packed into specially prepared boxes and in their place are the materials necessary for the implementation „ Kindergartens without toys ". During the project the children every day have the opportunity to perform their chosen toys. The teacher's role was limited to assistance for the technical execution of toys (cutting, when the child asked for help nudge ideas on how you can do a toy, gluing, which was too complicated for children and motivating). The duration of the innovations were prepared space constituting an exhibition of children's works. After completion of the innovation children could take home toys made by myself. In the week after the innovation parents were asked to complete an anonymous questionnaire on it.

An interesting activity proposed kindergarten was the performance of the project method castle of the Snow Queen. In the morning the first day of the project





teacher has prepared several copies of the fairy tale of the Snow Queen. Children had the opportunity to see them. During the classes the children got to know the content of fairy tales. During the second day, children along with the teacher addressed the preparation of a thematic map on the Queen's castle. The children wondered how it can look like a palace, with what can be made. The task of the children was to make a

project of the castle. Each child had the opportunity to draw, how to imagine a castle. From the children's work created album. During the third day, the children performed, prepared and decorated the boxes, cartons and materials which will be executed lock. The children also prepared a project of the castle of the Snow Queen. During the fourth day, the children performed together a model of the palace. During the four days the performance of the project the children were also time for the activity of its own. Constant access to boxes, cartons and accumulated earlier materials allow children to perform their own ideas for toys. Before starting the innovation of teaching children they prepared a list of what you want to prepare within 2 weeks. Implementation of individual items from the list was established with the children.



At the time the children had the opportunity to choose the implementation of which project they want to get involved. The effect of this pre-schoolers during one day performed 3 proposals toys (pirate ship, a doll house, car). Children worked in small artistic groups. During the float could change the activity and move to another group. During the afternoons

and mornings, children can prepare their own individual toys or just take the fun elements prepared in advance. It is important to consult with children on the course, so as to feel involved in the implementation of innovations.

## The work done during the implementation of educational innovation, Kindergarten without toys' in Kindergarten No. 192 in Warsaw



### Zone of the child and the parent

### Ideas for interesting, creative and developing fun



Mom, Dad, I'm bored "- how often you it hear? Many parents in this situation feel a void in my head and trying hard to come up with something. What could interest children, what to play, where to go with our consolations? Let our article is such a treasure trove, which can reach whenever you need ideas for fun for children often, the simpler the better the fun - children can enjoy every little thing, just because, together spent time, contact with parents, siblings or friends.



You can spend a good time with your children or arrange it to them in an attractive way. You do not need this much money - often are not necessary. Land is an idea!





- Baking pizza.
- Cooking together.
- Baking cookies and decorating them.
- Building a "cabin" with chairs and blankets, etc.
- Board games.
- Pillow fight.
- Screening film with delicious snacks.
- Evening telling stories and jokes.
- Keeping family records - video recording family.
- Joint painting T-shirts.
- Hula hoop.
- Writing a letter to children such. Grandmother.
- Action decorate the children's room.
- Scientific experiments - eg. A beer in a jar
- Learning to play chess.
- Create a family photo album - the description of each family member.
- Create a comic book.
- Family karaoke.
- Fun blocks.
- Submission of aircraft models or other.
- Laying the puzzle
- Fun at the zoo - stuffed animals are its inhabitants, and the child tells about the life of each.
- Typing on cards the names of different animals. Each draws and try to emulate the voice and representative of the behavior of the species - the rest of the family guesses.
- The game of scrabble.
- Fun in the restaurant or shop.
- Creation of puppets and organization performance.
- Fun with glowing sticks.
- Joint invent and write a story, a fairy tale, "the book"
- Common drawing or painting.
- Playing football
- Playing basketball.
- Running through the obstacle course.
- Common walk - to the park.
- Feeding the ducks on the pond.
- Picnic.
- Playground.
- Visits the Zoo.
- A trip to the museum (with exhibits that will interest children).
- Common cycling trip (even with a toddler).



- Going to the library and go walking between shelves of fairy tales, etc.
- Pool.
- Visiting friends and family.
- Kites.
- Hiding around the house a variety of treasures - and fun exploration.
- Working in the garden combined with fun.
- Organization of the grill.
- Sleeping in a tent (even in the garden near the house).

### Angry Birds



To perform a popular toy among children will need some time and some plastic materials.

Will be needed:

a newspaper or a plain white card,  
adhesive tape,  
colored paper,  
black marker pen,  
scissors,  
white, yellow, orange, green

### Execution:

With newspaper or cards trample ball, glue the ribbon to holding shape. Glue a piece of paper and veneering . The tip of the bird taped with tape. Whole must be well glued to have a good hold. From the white paper cut out the eyes, the pupils draw a felt-tip pen, eyebrows as well. Beak cut from yellow or orange paper. Eyes and beak and glue stick ready.

Proposition for girls is to make jewelry.

To prepare creative jewelry need: colored ribbons, sequins, various shapes of pasta, beads, paper, threads, straws, scissors.

Step 1. To jewelry was worth more colorful is the color the pasta. This is needed for only a bowl with





water and pieces of paper. We tear paper into pieces and pour into a bowl of water. Wait until the water is stained and placed in the pasta. After a few minutes, we pull the pasta on a plate covered with a paper towel to dry pasta. After drying, the pasta will have a more intense color than the immediate removal of the water.

Step 2. Straw cut into small strips. We can also cut at an angle to get more shapes.

Step 3. On the thread (or ribbon) Threading pasta, beads, straws, sequins

Step 4. Finally, it is important to properly tie a thread so that the beads do not run away from our bracelet or necklace. And so here we present the bracelet:



what the child has inherited from their ancestors, eg. What diseases. On the other hand, the child's development greatly depends on other people, from that in which interactions with him enter. This means that parents and other adults and children - younger and older, as well as peers form the basic development environment for each child. It's other people say something to the child and meet him, ask questions, issue commands, read and talk, encourage discussions on various topics, together with the child to play, roam the web, sticky dumplings, clean up the garden after the winter. This naturally enrich their knowledge about the environment and shape a variety of skills. Child efficient, independent and resourceful The child alone is one that can cope with everyday common situations, for example. Knows how to make the bed your bed itself or with a little help from another person, piece together your clothes before going to sleep, to prepare them for washing by emptying the pockets of his treasures, once you've sort out toys shelves or in boxes, pick up the phone and give parents information to make small purchases at a nearby store.

## Preparing a child for school. Last call!

### What determines a child's development?

Not all children develop at the same pace, and not all at the same time can boast of similar achievements in development. On human development in every period of his life affected by numerous factors of biological and social nature, which means that people of a similar age sometimes differ significantly from each other. The behavior and the course of a child's development depends primarily on how the central nervous system, responsible for receiving stimuli and management behavior. Children vary in their sensitivity to stimuli, emotional resistance, endurance, pace of learning, the ability to focus attention. Also organisms differ in their resistance to disease or resistance to various restrictions. That's how strong the child's body and how it reacts to various factors in the environment largely depends on how the parents care about his health from the earliest period of life, as it was fed, offered him the conditions for staying in the open air, how many had occasion to various types of motor activity. Its capacity to some extent also depends on



### How to strengthen self-reliance and resourcefulness of the child?

turn the baby in the household chores and do them with him using the "division of labor", but without do for kids really like to be taken seriously and willing to engage in a variety of "real" activities at home or around it

- ❖ talk to your child during such work - it's a great opportunity to get to know your child, how to think, what he knows and knows, it is







also a natural opportunity to express to him his satisfaction with the held of the jurisdiction, skills

- ❖ leave room for their own ideas and encouragement to this - eg. a device of its corner or a room, decide what to hang on the cork board on the table for playing and learning, which will increase spot of gardening, designated for the child's grandmother in the garden
- ❖ establish contact with the parents of his classmates from kindergarten or from the vicinity - go out with their parents on visits to the home, a joint trip and accommodation outside the home
- ❖ encouraged to make choices, to create this much opportunity to talk about the various possibilities - eg. when buying clothes, gifts for someone plans to overhaul housing



### How to develop the child's curiosity about the world?

- ❖ take your child to different places in the proximal and distal area to come to know the different institutions and how they should behave - going to the cinema, theater, bank, hypermarket, gallery, underground museum, a cobbler, a barber, a tailor point
- ❖ travel with the child to relatives, friends - different means of transport in different places
- ❖ organize trips to the bookstore, the library, seek together a variety of information on the

Internet (for example, a recipe for pumpkin pie), jointly browse and read books, magazines, daily newspapers, a train schedule or buses on the Internet - providing a child to a different knowledge, but learns also the concentration and persistence, ie. that you should wait until the end of a story, finalize the measures taken

- ❖ talk to your child, ask questions to provoke, to independent search for answers, answer his questions, and encouraged to ask further



### How to shape a creative attitude in a child?

- ❖ Encourage your child to different forms of expression through drawing, painting, modeling, singing, dancing, playing instruments, taking pictures, computer games
- ❖ tell your child a variety of stories, invent them together with your child, to illustrate drawings, ready images, photographs, stored in the computer, issued in the form of "books from the library home", to distribute mail to relatives, friends
- ❖ ask questions like "and how can you do differently?", when reading or telling stories, questions like "what was before?", "how else could it end?"
- ❖ play with the baby in different games - board games, computer, play in the "language games" -use rhymes, rhymes, invent new words
- ❖ encourage non-standard ideas - eg. today we will prepare for a surprise, the dinner will be "white", unusual gifts for loved ones for the holidays, original packaging own child prepared

### How to develop social competence of the child?





- ❖ opening up the family - maintaining contact with the proximal and distal relatives, invite them home and visit their child
  - ❖ maintain contacts with neighbors and turn in not a child, for example. by small joint work around the house or on the plot
  - ❖ take care of a child to have as much contact with other children, especially when it's an only child - it's not just about contacts with their peers, but also with children younger (learning to care for) and older (learns to subordinate, but "fight for their ")
  - ❖ teach, mainly by example, various forms of establishing and maintaining contacts - talk on the phone every day with a sick grandfather, sending emails, chatting using Skype, writing "old-fashioned" letters, cards, making cards for family celebrations
- How to strengthen the child's self-esteem?
- ❖ Last summer schedule so that the child could be in several places, eg. with my parents and siblings outside the home, with grandparents on the plot, with his brother relatives in another town for a few days
  - ❖ in all these places use natural situations that your child as much as possible to move, run, jump, do a variety of work requiring physical effort
  - ❖ enable child as much as possible joint actions with other - with adults and children, will be from them many things could still learn
  - ❖ after each stage of the holidays a lot of baby talk, to ask, to express his satisfaction that it could deal with something the council that something taught or learned, that come to know new colleagues
  - ❖ talk to your child about school, but did not reveal to him their concerns, grievances, do not tune him negatively to teachers, schools as such, the curriculum, it would not affect it, and the anxiety of parents can give to him
  - ❖ plan on September 1 as a day of solemn family, arrange a small family dinner for the occasion, ice cream in the park, a small photo for the hanging above the door (eg. little photo for the hanging above your first day at school or grandparents to

encourage such stories for afternoon tea or coffee.

### Sign a song

#### "The Wheels on the Bus"

The wheels on the bus go round and round,  
round and round,  
round and round.

The wheels on the bus go round and round,  
all through the town.

(Roll hands around each other)

The wipers on the bus go Swish, swish, swish;  
Swish, swish, swish;  
Swish, swish, swish.

The wipers on the bus go Swish, swish, swish,  
all through the town.

("Swish" hands in front of you like windshield wipers)

The horn on the bus goes Beep, beep, beep;  
Beep, beep, beep;  
Beep, beep, beep.

The horn on the bus goes Beep, beep, beep,  
all through the town.

(Slap palm in front of you like honking a horn)

The doors on the bus go open and shut;  
Open and shut;  
Open and shut.

The doors on the bus go open and shut;  
all through the town.

(Push hands back and forth in front of you)

The Driver on the bus says "Move on back,  
move on back, move on back;"

The Driver on the bus says "Move on back,"

Wah, wah, wah;



Wah, wah, wah".

The babies on the bus says "Wah, wah, wah",  
all through the town.

(Rub fists in front of eyes)

The mommies on the bus says "Shush, shush, shush;  
Shush, shush, shush;  
Shush, shush, shush."

The mommies on the bus says "Shush, shush, shush"  
all through the town.

(Hold index finger in front of mouth as if saying  
shhh)

**"If you're happy and you know it"**

If you're happy and you know it Clap your hands  
(clap, clap)

If you're happy and you know it Clap your hands  
(clap, clap)

If you're happy and you know it Then your face will  
surely show it

If you're happy and you know it Clap your hands

If you're happy and you know it Shake a hand (hey  
friend)

If you're happy and you know it Shake a hand (hey  
friend)

If you're happy and you know it Then your face will  
surely show it

If you're happy and you know it Shake a hand

If you're happy and you know it Give a smile (hee-  
hee)

If you're happy and you know it Give a smile (hee-  
hee)

If you're happy and you know it Then your face will  
surely show it

If you're happy and you know it Give a smile

If you're happy and you know it Clap your hands  
(clap, clap)

If you're happy and you know it Shake a hand (hey  
friend)

If you're happy and you know it Then your face will  
surely show it

If you're happy and you know it Give a smile

If you're happy and you know it Then your face will  
surely show it

If you're happy and you know it Give a smile







Puzzles *Happy brush*

Connect the dots and color flower starting  
with the number 1.





## Colors



### Listen and Color

Color his hat **brown**

Color his pants **red**

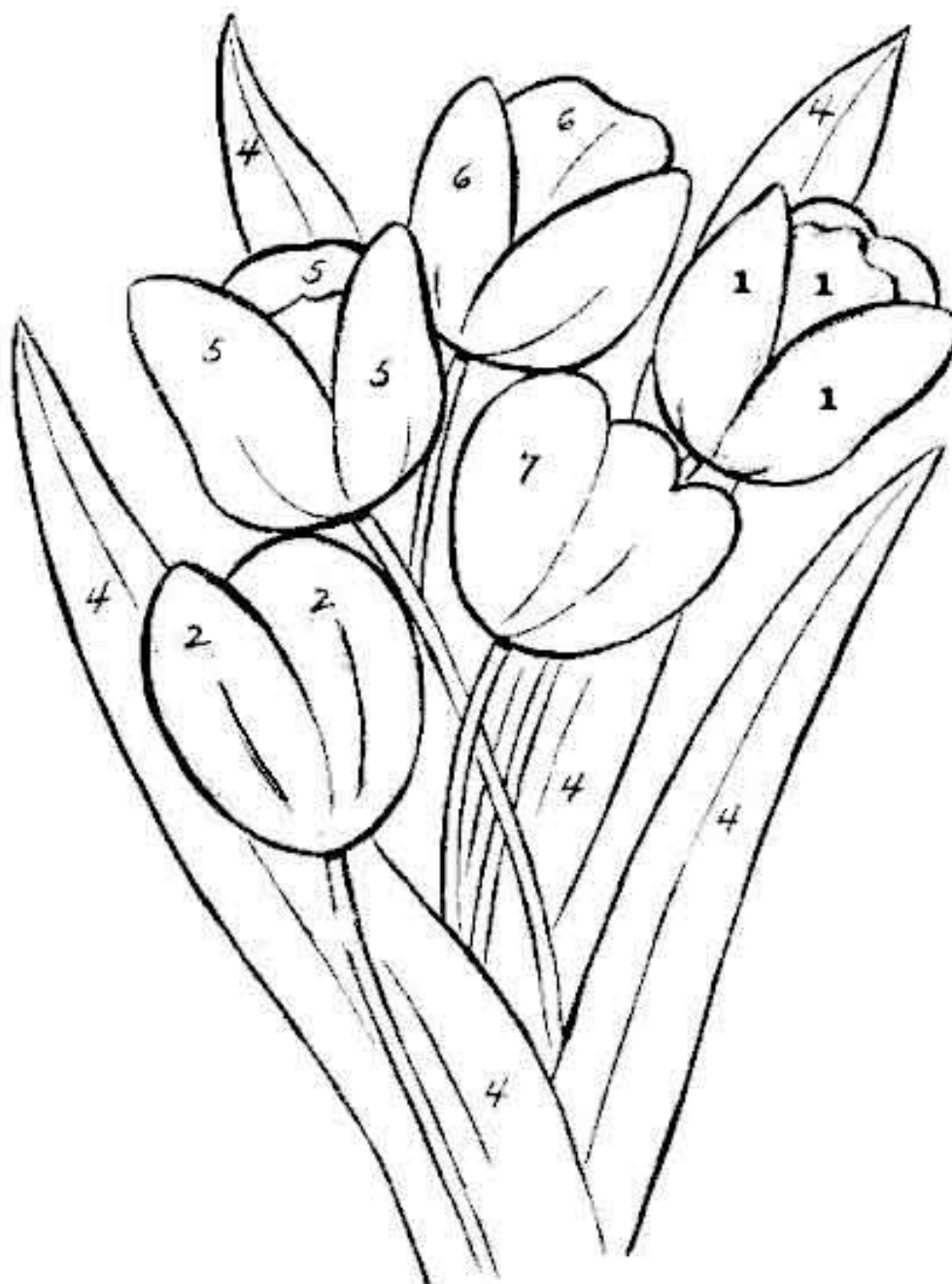
Color the pumpkin **orange**

Color his shirt **blue**

Color his straw **yellow**

You choose his face, and his buttons!






1-Purple 2-Red 4-Green 5-Yellow 6-Orange 7-Blue











Bee	Flower	Sun	Ice cream	Sunglasses
Rainbow	Strawberry	Butterfly	Shoe	BINGO





		<p><b>Train</b></p>
<p><b>Boll</b></p>		<p><b>Doll</b></p>
	<p><b>Car</b></p>	<p><b>Bingo</b></p>





## Artworks for children

### on vacation and summer

#### • Aquarium with a fish

Collected every step of holiday treasures is a wonderful material to play and preparation of original works of art. The collected materials on the water, we offer mini-aquarium in which floats a small fish. Maybe today will be fulfilled the dream of a child?

Materials and supplies: string bag, sand, shells, glitter, sequins, bits of ribbons, plastic container such as ice-cream, scissors, hole punch, pouring water into the cup, tray or other large vessel

1. From the plastic container in ice cut out the shape of fish. Using the hole punch office doing eye.
2. Above the tray or other flat, large vessel to pour sand bag string, glitter, sequins, shells and other trinkets.
3. Ribbon cut at different lengths pieces and put into our mini-aquarium. At the end of the throw fish.



4. Pour the bag of about 200-300 ml water depending on its size.
5. Carefully tilting / almost put / bag, so to expel the air and close exactly.



Our mini-aquarium looks really fantastic!  
And here the aquarium is located on the blue sheet of paper:



With a little help from adults is a great plastic work to do for younger preschoolers. Also perfect for fun and observing how they behave different objects in the water. Explain to your child why some objects sink to the bottom of the other float on the water surface.

We play on the court or on the container: after some time, or under the influence of intense fun bag may open or break.

#### • ladybird

Holiday invariably I associate with long walks and finding ladybugs hidden in the grass. In memory of one of these walks we prepared Ladybird made from a paper plate.



Materials and supplies: paper plate red, black and red paper, black and white circles, glue, scissors, a black felt-tip pen

1. With black paper, cut a narrow strip. Stick it in the middle of a paper plate.
2. We turn the plate, put on black paper and draw with a fragment plate and then cut out. It will be the head of ladybugs.
3. Smear glue part of the plate.
4. We stick our head ladybug.
5. For each black dot, we give a little glue and glue the wings.
6. On two wheels white paper draw a black eye measures.
7. We stick on the head of a ladybug.
8. Cut out of red paper smile and stick on the right place.
9. With black paper cut 6 strip of paper - narrow legs. At the end of each strip of paper we give a small amount of glue.
10. appends the underside of the plate 3 on each







*Newspaper preschool developed  
by the team:*

**Iwona Fabiszewska** – recenzent

**Klaudia Wilk** - opracowanie  
graficzne, skład, informacje bieżące z przedszkola

**Jolanta Warzecha** – artykuły-wiadomości ze  
świata przyrody, kącik małego badacza,  
zagadki, przepisy kulinarne, opracowanie  
graficzne, skład,

**Anna Lewandowska** - porady logopedy,  
artykuły,

**Monika Radkowska-Brudek** - artykuły,  
recenzje, porady

**Iwona Mochocka** – propozycje prac  
plastycznych z języka angielskiego, artykuły,

**Marta Przybysz-** zabawy muzyczne i  
graficzne

**Magdalena Jakubowska** – recenzje, ciekawe  
miejsca, informacje z życia przedszkola

**Karolina Kolasa** – artykuły, wierszyki,  
ciekawostki z przedszkola

**Specialists the *Brush-Merry***

**Speech therapist** - mgr Anna Lewandowska

